

# Missouri Southern State University



Joplin, MO • 417-625-9300

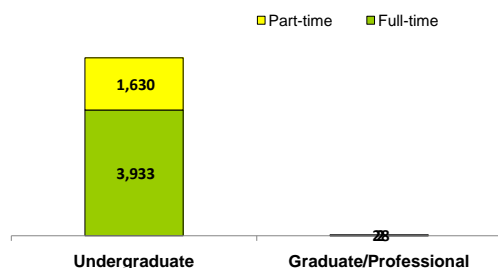
<http://www.mssu.edu>

Missouri Southern State University, located in Joplin, Missouri, sits on a beautiful 373 acre campus. The University is a state-supported, comprehensive university offering programs leading to the bachelor's degree and to selective master's degrees in collaboration with other universities. The University has a statewide mission in international education granted to MSSU by special legislation. Central to the mission is a strong commitment to international education, liberal arts, professional and preprofessional programs and to the complementary relationship between liberal and professional education. The faculty and staff of Missouri Southern emphasize quality teaching and learning as the most important attributes of the institution, complemented by scholarly and creative expression and dedicated community service.

## Student Characteristics (Fall 2007) [More](#)

**TOTAL NUMBER OF STUDENTS** 5,593

### Student Level and Enrollment Status



## UNDERGRADUATE PROFILE

**Total** 5,593

### Gender

Women	3,336	60%
Men	2,227	40%

### Race/Ethnicity

African American / Black	172	3%
American Indian / Alaskan Native	128	2%
Asian / Pacific Islander	76	1%
Hispanic	118	2%
International	105	2%
White	4,549	81%
Race/Ethnicity Unknown	445	8%

### Geographic Distribution (Degree-Seeking)

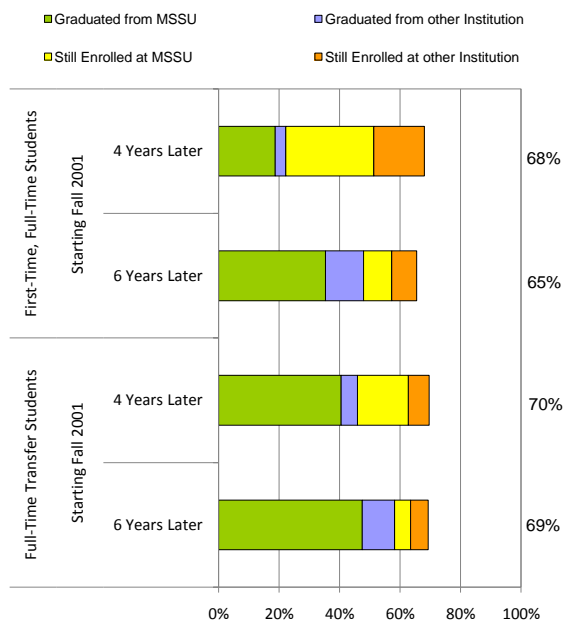
Missouri	88%
Other US States & Territories	10%
Other Countries	2%

### Age (Degree-Seeking)

Average Age	26
Percent of Undergraduates Age 25 or Older	35%

## Undergraduate Success and

### Progress Rate




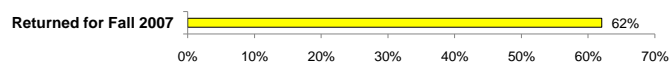
**A 68% four-year success and progress rate means that 68% of students starting in Fall 2001 either graduated or are still enrolled at a higher education institution four years later.**

Counts for the Fall 2001 entering class shown in the graph above.

- 790 First-Time, Full-Time Students
- 266 Full-Time Transfer Students

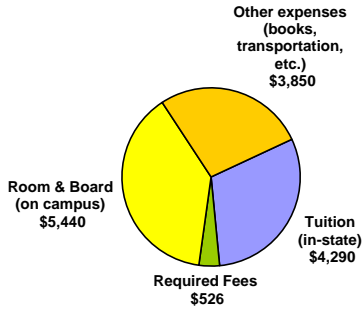
[CLICK HERE](#) for Detailed Success & Progress Rate Tables

### Retention of Fall 2006 First-Time, Full-time Students



One of the strengths of U.S. higher education is the broad range of diverse institutions, each with its own distinctive mission. We encourage you to check out college web sites and visit campuses to get a more complete picture of the opportunities available to you!

**Typical Undergraduate Costs per Year Without Financial Aid for Full-Time, In-State Students (2008-2009)**



**Total: \$14,106**

[CLICK HERE](#) for typical out-of-state costs and any discipline-specific tuition

The cost to attend varies based on the individual circumstances of students and may be reduced through grants and scholarships.

[CLICK HERE](#)  
To get a cost estimate for students like you!

**Financial Aid Awarded to Undergraduates (Fall 2007)**

**Overall Financial Aid**

• 84% of Fall 2007 full-time undergraduates received financial aid of some type including need-based loans, work study, and non need-based scholarships.

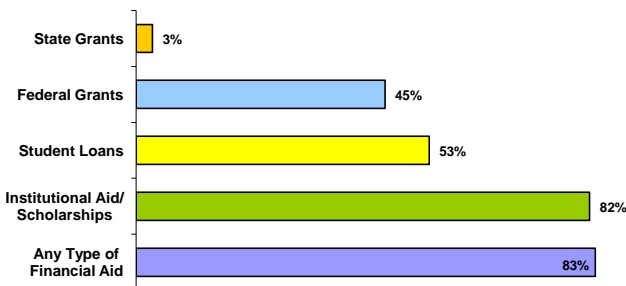
**Annual Need-Based Scholarships & Grants**

• 54% of Fall 2007 full-time undergraduates received need-based grants or scholarships; the average award for the year was \$2,340.

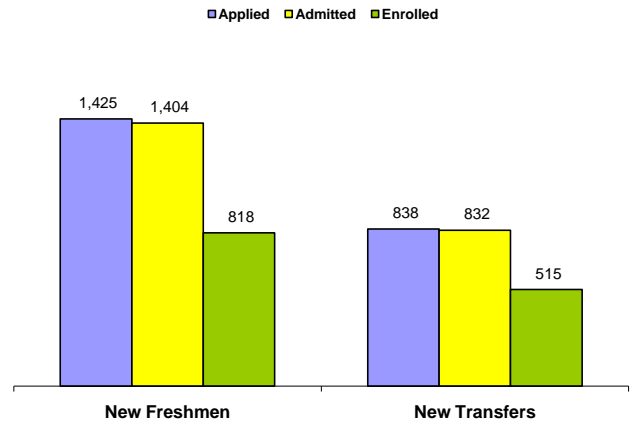
**Annual Need-Based Loans**

• 41% of Fall 2007 full-time undergraduates received need-based work-study and/or loans (not including parent loans); the average loan for the year was \$2,125.

**Percent of Fall 2006 First-Time Students Receiving Each Type of Financial Aid**



NOTE: Student may receive aid from more than one source.



**Academic Preparation of New Freshman**

**Test(s) Required for Admission: ACT**

**Middle 50% of Test Score Range**

	ACT	SAT
Composite	19-25	
Math	17-24	
English	18-25	
Critical Reading		

50% of admitted students have test scores within the ranges listed, 25% have scores above, and 25% have scores below.

Percent in top 25% of High School Graduating Class	46%
Percent in top 50% of High School Graduating Class	70%
Average High School GPA (4-point scale)	3.24

**Degrees and Areas of Study**

**Degrees Awarded at MSSU in 2006-07**

Associate's	105
Bachelor's	609
Master's	8
<b>Total</b>	<b>722</b>

**Areas of Study with the Largest Number of Undergraduate Degrees Awarded in 2007-08**

Business/Marketing	25%
Education	16%
Security & Protective Services	11%
Health professions and related sciences	10%
Liberal Arts	6%
All other degree areas	32%
<b>Total</b>	<b>100%</b>

[CLICK HERE](#) for a list of undergraduate and graduate programs

**The Missouri Southern Community**

Missouri Southern State University's commitment to the liberal arts is reflected in a comprehensive program of general education requirements for all students to ensure that they have a breadth of educational experiences which will enable them to develop communication and critical thinking skills and to acquire and apply aesthetic, contemporary, civic, international, historical, mathematical, scientific and value-oriented perspectives. The faculty and staff of Missouri Southern State University emphasize quality teaching and learning as the most important attributes of the institution, complemented by scholarly and creative expression and dedicated community service.



**Study at MSSU** [More](#)

**Classroom Environment**

Students per Faculty	16 to 1
Undergraduate classes with fewer than 30 students	88%
Undergraduate classes with fewer than 50 students	99%

**Full-Time Instructional Faculty**

Total Faculty	211
% Women	37%
% from Minority Groups	8%
% with Highest Degree in Field	61%

**Carnegie Classification of Institutional Characteristics**

**Basic Type**

Baccalaureate Colleges--Diverse Fields

**Size and Setting**

Medium four-year, primarily nonresidential

**Enrollment Profile**

Very high undergraduate

**Undergraduate Profile**

Medium full-time four-year, selective, lower transfer-in

**Undergraduate Instructional Program**

Professions plus arts & sciences, no graduate coexistence

**Graduate Instructional Program**

Not Applicable

**Student Housing** [More](#)

29% of new freshmen live on campus  
12% of all undergraduates live on campus

**Campus Safety** [More](#)

Missouri Southern State University DPS Campus Police are dedicated to the safety of all students, faculty/staff and visitors on campus. They not only stop violence and investigate crime, but are first responders to provide first aid to those injured or with severe illnesses. They also offer a number of services to assist students in being successful, such as jump-starts, unlocks and airing up tires.

[CLICK HERE](#) for Campus Crime Statistics report.

**Future Plans of Bachelor's Degree Recipients** [More](#)

Data used to build graph are not yet available

NOTE: Institutional classifications based on the Carnegie 2005 edition.

[CLICK HERE](#) for more information on Carnegie Classifications.

## Student Experiences and Perceptions

Students who are actively involved in their own learning and development are more likely to be successful in college. Colleges and universities offer students a wide variety of opportunities both inside and outside the classroom to become engaged with new ideas, people, and experiences. Institutions measure the effectiveness of these opportunities in a variety of ways to better understand what types of activities and programs students find the most helpful.

[CLICK HERE](#) for examples of how MSSU evaluates the experiences of its students.

In addition, institutions participating in the VSA program measure student involvement on campus using one of four national surveys. Results from the one survey are reported for a common set of questions selected as part of VSA. Following are the selected results from the 2006-07 National Survey of Student Engagement (NSSE). The questions have been grouped together in categories that are known to contribute to student learning and development. The results reported below are based on the responses of seniors who participated in the survey.

[CLICK HERE](#) for information on the NSSE survey.

### Group Learning Experiences

- 87% percent of seniors worked with classmates on assignments outside of class.
- 55% of seniors tutored or taught other students
- 14% of seniors spent at least 6 hours per week participating in co-curricular activities such as student organizations and intramural sports

### Active Learning Experiences

- 83% of seniors spent at least 6 hours per week preparing for class
- 11% of seniors worked on a research project with a faculty member
- 50% of seniors participated in an internship, practicum, or field experience
- 56% of seniors participated in community service or volunteer work
- 18% of seniors participated in study abroad
- 96% of seniors made at least one class presentation last year

### Institutional Commitment to Student Learning and Success

- 94% of seniors believe this institution provides support for student success
- 83% of seniors rated the quality of academic advising at this institution as good or excellent
- 58% of seniors reported that this institution provided help in coping with work, family and other non-academic responsibilities
- 99% of seniors reported working harder than they thought they could to meet an instructor's standards or expectations

### Student Satisfaction

- 82% of seniors would attend this institution if they started over again
- 82% of seniors rated their entire educational experience as good or excellent
- 89% of seniors reported that other students were friendly or supportive

### Student Interaction with Campus Faculty and Staff

- 67% of seniors believed that the campus staff were helpful, considerate, or flexible
- 90% of seniors believed that faculty are available, helpful, or sympathetic
- 97% of seniors reported that faculty members provided prompt feedback on their academic performance
- 59% of seniors discussed readings or ideas with faculty members outside of class

### Experiences with Diverse Groups of People and Ideas

- 59% of seniors reported that they often tried to understand someone else's point of view
- 87% of seniors reported their experience at this institution contributed to their understanding people of other racial and ethnic backgrounds
- 42% of seniors often had serious conversations with students of a different race or ethnicity

## Student Learning Outcomes

All colleges and universities use multiple approaches to measure student learning. Many of these are specific to particular disciplines, many are coordinated with accrediting agencies, and many are based on outcomes after students have graduated. In addition, those institutions participating in the VSA measure increases in critical thinking, analytic reasoning, and written communication using one of three tests.

### Student Learning Assessment at MSSU

[CLICK HERE](#) for examples of student learning assessment and outcomes at MSSU

### Pilot Project to Measure Core Learning Outcomes

Results from the pilot project using one of the three learning outcomes tests are not yet available.