

12-month Enrollment 2025-26

Institution: Missouri Southern State University (178341)

User ID: P1783411

Overview

12-month Enrollment Overview

The 12-month Enrollment survey component collects unduplicated student enrollment counts and instructional activity data for an entire 12-month period. Using the instructional activity data reported, a full-time equivalent (FTE) student enrollment at the undergraduate and graduate level is estimated (4-year institutions only). Institutions with Doctor's - professional practice students will also report the FTE enrollment of those students (4-year institutions only). NCES uses the FTE enrollment to produce indicators such as expenses by function per FTE as reported in the IPEDS Data Feedback Report.

Data Reporting Reminder:

- All institutions must use the July 1 - June 30 reporting period.
- Report data to accurately reflect the time period corresponding with the IPEDS survey component, even if such reporting is seemingly inconsistent with prior-year reporting.

Changes in reporting

The following changes were implemented for the 2025-26 data collection period:

- Removed question collecting student headcounts of Another Gender.
- Revised "gender" to "sex" where applicable. Revised "men" to "male" and "women" to "female" where applicable.

Resources:


- To download the survey materials for this component: [Survey Materials](#)
- To access your prior year data submission for this component: [Reported Data](#)

If you have questions about completing this survey, please contact the IPEDS Help Desk at 1-877-225-2568.

12-month Enrollment Screening Questions

1. Which instructional activity units will you use to report undergraduate instructional activity?

- Undergraduate instructional activity data in Part B may be reported in units of clock hours or credit hours.
 - Please note that any graduate level instructional activity must be reported in credit hours. (4-year institutions only)
- ☐ Clock hours
- ☒ Credit hours
- ☐ Both clock and credit hours (some undergraduate programs measured in clock hours and some measured in credit hours)

 You may use the box below to provide additional context for the data you have reported above. Context notes will be posted on the College Navigator website. Therefore, you should write all context notes using proper grammar (e.g., complete sentences with punctuation) and common language that can be easily understood by students and parents (e.g., spell out acronyms).

2. Did your institution enroll high school students in college courses for credit during the 12-month Enrollment (E12) reporting period of July 1, 2024 - June 30, 2025?

If you answer **Yes** to this question, you will be able to report the unduplicated count of high school students enrolled in college courses for credit on Part C of the 12-month Enrollment (E12) survey component.

- ☒ Yes.
- ☒ Within a dual enrollment program.
- ☐ Outside a dual enrollment program.
- ☐ No

Note:

Within a dual enrollment program is defined as within an organized system with special guidelines that allows high school students to take college-level courses. The guidelines might have to do with entrance or eligibility requirements, funding, limits on course taking, etc.

Outside a dual enrollment program is defined as high school students who simply enroll in credit courses through your institution, and are treated as regularly enrolled college students.

Part A - Unduplicated Count for Full-time Undergraduate Students

12-month Unduplicated Count by Race/Ethnicity and Sex - Full-time Undergraduate Students

July 1, 2024 – June 30, 2025

Reporting Reminders:

- The 12-month unduplicated count must be equal or greater than the corresponding prior year fall enrollment.
- Report Hispanic/Latino individuals of any race as Hispanic/Latino
- Report race for non-Hispanic/Latino individuals only
- Even though Teacher Preparation certificate programs may require a bachelor's degree for admission, they are considered subbaccalaureate undergraduate programs, and students in these programs are undergraduate students.

Male

Students enrolled for <u>credit</u>	Degree/certificate-seeking				Non-degree/ non-certificate-seeking	Total, Full-time undergraduate students
	<u>First-time</u>	<u>Transfer-in</u>	<u>Continuing/ Returning</u>	Total degree/certificate-seeking		
<u>U.S. Nonresident</u>	54	3	27	84	7	91
<u>Hispanic/Latino</u>	16	22	56	94	1	95
<u>American Indian or Alaska Native</u>	16	9	28	53	1	54
<u>Asian</u>	17	3	28	48	1	49
<u>Black or African American</u>	25	35	60	120	1	121
<u>Native Hawaiian or Other Pacific Islander</u>	1	0	7	8	0	8
<u>White</u>	139	85	441	665	9	674
Two or more races	1	2	11	14	0	14
<u>Race and ethnicity unknown</u>	14	5	19	38	1	39
Total male	283	164	677	1,124	21	1,145
Total male prior year	268	154	701	1,123	42	1,165

Female

Students enrolled for <u>credit</u>	Degree/certificate-seeking				Non-degree/ non-certificate-seeking	Total, Full-time undergraduate students
	<u>First-time</u>	<u>Transfer-in</u>	<u>Continuing/ Returning</u>	Total degree/certificate-seeking		
<u>U.S. Nonresident</u>	65	7	27	99	32	131
<u>Hispanic/Latino</u>	34	37	110	181	4	185
<u>American Indian or Alaska Native</u>	23	15	50	88	1	89
<u>Asian</u>	13	2	29	44	1	45
<u>Black or African American</u>	17	19	55	91	0	91
<u>Native Hawaiian or Other Pacific Islander</u>	0	0	2	2	0	2
<u>White</u>	231	166	714	1,111	14	1,125
Two or more races	3	4	22	29	0	29
<u>Race and ethnicity unknown</u>	11	0	18	29	1	30
Total female	397	250	1,027	1,674	53	1,727
Total female prior year	361	294	1,063	1,718	69	1,787

Grand total (2024-25)	680	414	1,704	2,798	74	2,872
Prior year data:						
Grand total (male+female) prior year	629	448	1,764	2,841	111	2,952
Total Full-time undergraduate enrollment Fall 2024 NOTE: Grand total (2024-25) calculated above is expected to be greater than total Full-time undergraduate enrollment Fall 2024.	584	269	1,632	2,485	39	2,524

Part A - Unduplicated Count for Part-time Undergraduate Students

12-month Unduplicated Count by Race/Ethnicity and Sex - **Part-time Undergraduate** Students

July 1, 2024 – June 30, 2025

Reporting Reminders:

- The 12-month unduplicated count must be equal or greater than the corresponding prior year fall enrollment.
- Report Hispanic/Latino individuals of any race as Hispanic/Latino
- Report race for non-Hispanic/Latino individuals only
- Even though Teacher Preparation certificate programs may require a bachelor's degree for admission, they are considered subbaccalaureate undergraduate programs, and students in these programs are undergraduate students.

Male

Students enrolled for <u>credit</u>	Degree/certificate-seeking				Non-degree/ non-certificate-seeking	Total, Part-time undergraduate students
	<u>First-time</u>	<u>Transfer-in</u>	<u>Continuing/ Returning</u>	Total degree/certificate-seeking		
<u>U.S. Nonresident</u>	0	0	4	4	1	5
<u>Hispanic/Latino</u>	6	8	14	28	28	56
<u>American Indian or Alaska Native</u>	5	4	9	18	7	25
<u>Asian</u>	0	0	9	9	18	27
<u>Black or African American</u>	20	7	15	42	15	57
<u>Native Hawaiian or Other Pacific Islander</u>	1	1	3	5	0	5
<u>White</u>	28	34	136	198	273	471
Two or more races	2	0	0	2	15	17
<u>Race and ethnicity unknown</u>	3	1	4	8	59	67
Total male	65	55	194	314	416	730
Total male prior year	41	69	223	333	382	715

Female

Students enrolled for <u>credit</u>	Degree/certificate-seeking				Non-degree/ non-certificate-seeking	Total, Part-time undergraduate students
	<u>First-time</u>	<u>Transfer-in</u>	<u>Continuing/ Returning</u>	Total degree/certificate-seeking		
<u>U.S. Nonresident</u>	0	2	3	5	1	6
<u>Hispanic/Latino</u>	9	12	35	56	74	130
<u>American Indian or Alaska Native</u>	5	10	16	31	14	45
<u>Asian</u>	1	2	7	10	21	31
<u>Black or African American</u>	3	1	13	17	28	45
<u>Native Hawaiian or Other Pacific Islander</u>	2	0	1	3	1	4
<u>White</u>	34	65	222	321	439	760
Two or more races	0	1	7	8	17	25
<u>Race and ethnicity unknown</u>	5	5	4	14	116	130
Total female	59	98	308	465	711	1,176
Total female prior year	37	73	328	438	652	1,090

Grand total (2024-25)	124	153	502	779	1,127	1,906
Prior year data:						
Grand total (male+female) prior year	78	142	551	771	1,034	1,805
Total Part-time undergraduate enrollment Fall 2024 NOTE: Grand total (2024-25) calculated above is expected to be greater than total Part-time undergraduate enrollment Fall 2024.	50	62	422	534	823	1,357

Part A - Unduplicated Count for Undergraduate Students

12-month Unduplicated Count by Race/Ethnicity and Sex - Undergraduate Student Total
July 1, 2024 – June 30, 2025

Male

Enrolled for credit	Total full-time undergraduate students	Total part-time undergraduate students	Grand total, all undergraduate students
<u>U.S. Nonresident</u>	91	5	96
<u>Hispanic/Latino</u>	95	56	151
<u>American Indian or Alaska Native</u>	54	25	79
<u>Asian</u>	49	27	76
<u>Black or African American</u>	121	57	178
<u>Native Hawaiian or Other Pacific Islander</u>	8	5	13
<u>White</u>	674	471	1,145
Two or more races	14	17	31
<u>Race and ethnicity unknown</u>	39	67	106
Total male	1,145	730	1,875

Female

Enrolled for credit	Total full-time undergraduate students	Total part-time undergraduate students	Grand total, all undergraduate students
<u>U.S. Nonresident</u>	131	6	137
<u>Hispanic/Latino</u>	185	130	315
<u>American Indian or Alaska Native</u>	89	45	134
<u>Asian</u>	45	31	76
<u>Black or African American</u>	91	45	136
<u>Native Hawaiian or Other Pacific Islander</u>	2	4	6
<u>White</u>	1,125	760	1,885
Two or more races	29	25	54
<u>Race and ethnicity unknown</u>	30	130	160
Total female	1,727	1,176	2,903
Grand total (male+female)	2,872	1,906	4,778

Part A - Unduplicated Count for Graduate Students

12-month Unduplicated Count by Race/Ethnicity and Sex - Full-time and Part-time Graduate Students
July 1, 2024 – June 30, 2025

- Reporting Reminders:
- The 12-month unduplicated count must be equal or greater than the corresponding prior year fall enrollment.
 - Report Hispanic/Latino individuals of any race as Hispanic/Latino
 - Report race for non-Hispanic/Latino individuals only
 - Report **all** postbaccalaureate degree and certificate students as graduate students, **including any doctor's - professional practice students (formerly first-professional)**

Students <u>enrolled for credit</u>	Graduate students		
	Total <u>full-time</u>	Total <u>part-time</u>	Total <u>graduate students</u>
<u>U.S. Nonresident</u>	<div>2</div>	<div>0</div>	2
<u>Hispanic/Latino</u>	<div>1</div>	<div>3</div>	4
<u>American Indian or Alaska Native</u>	<div>2</div>	<div>0</div>	2
<u>Asian</u>	<div>0</div>	<div>0</div>	0
<u>Black or African American</u>	<div>2</div>	<div>7</div>	9
<u>Native Hawaiian or Other Pacific Islander</u>	<div>0</div>	<div>0</div>	0
<u>White</u>	<div>10</div>	<div>34</div>	44
Two or more races	<div>0</div>	<div>2</div>	2
<u>Race and ethnicity unknown</u>	<div>4</div>	<div>11</div>	15
Total male	21	57	78
Total male prior year			51

Students <u>enrolled for credit</u>	Graduate students		
	Total <u>full-time</u>	Total <u>part-time</u>	Total <u>Graduate students</u>
<u>U.S. Nonresident</u>	<div>2</div>	<div>2</div>	4
<u>Hispanic/Latino</u>	<div>2</div>	<div>6</div>	8
<u>American Indian or Alaska Native</u>	<div>1</div>	<div>6</div>	7
<u>Asian</u>	<div>1</div>	<div>4</div>	5
<u>Black or African American</u>	<div>2</div>	<div>3</div>	5
<u>Native Hawaiian or Other Pacific Islander</u>	<div>0</div>	<div>0</div>	0
<u>White</u>	<div>25</div>	<div>150</div>	175
Two or more races	<div>1</div>	<div>2</div>	3
<u>Race and ethnicity unknown</u>	<div>2</div>	<div>25</div>	27
Total female	36	198	234
Total female prior year			159

Grand total (2024-25)	57	255	<input checked="" type="checkbox"/> 312
Prior year data:			
Grand total (male+female) prior year			210
<div><div></div> Total graduate enrollment Fall 2024</div> <div>NOTE: Grand total (2024-25) calculated above is expected to be greater than Total graduate enrollment Fall 2024.</div>	38	228	266


Part A - Sex Unknown

12-month Unduplicated Count by Sex Unknown

Reporting Reminders:

- The purpose of this supplemental section is to determine whether institutions are able to report the number of students for whom sex is unknown. Note that these students must still be allocated into the 'Male' and 'Female' categories in all other sections of the survey component.


	Number of students	
	Undergraduate students	Graduate students
	Current Year	Current Year
Grand total	4,778	312
Sex unknown (i.e., sex information is not known or not collected)	<div>0</div>	<div>0</div>

 You may use the box below to provide additional context for the data you have reported above. Context notes will be posted on the College Navigator website. Therefore, you should write all context notes using proper grammar (e.g., complete sentences with punctuation) and common language that can be easily understood by students and parents (e.g., spell out acronyms).

Part A – 12-month Enrollment by Distance Education Status

12-month Unduplicated Count - Distance Education Status
July 1, 2024 – June 30, 2025

	Undergraduate Students		Graduate Students
	Degree/certificate-seeking	Non-degree/non-certificate-seeking	
Students <i>enrolled exclusively</i> in <u>distance education courses</u>	560	342	144
Students <i>enrolled in at least one but not all</i> distance education courses	2,601	254	94
Students <i>not enrolled in any</i> distance education courses	416	605	74
Total (Carried forward from part A)	3,577	1,201	312

 You may use the box below to provide additional context for the data you have reported above. Context notes will be posted on the College Navigator website. Therefore, you should write all context notes using proper grammar (e.g., complete sentences with punctuation) and common language that can be easily understood by students and parents (e.g., spell out acronyms).

Part B - Instructional Activity

12-month Instructional Activity
July 1, 2024 - June 30, 2025

- Instructional Activity Reporting Reminder:
- Instructional activity is used to calculate an IPEDS FTE based on the institution's reported calendar system.
 - Graduate credit hour activity should not include any doctor's – professional practice activity, the total of those students' FTE is entered separately instead.

- FTE Reporting Reminder:
- Institutions need not report their own calculations of undergraduate or graduate FTE unless IPEDS FTE calculations would be misleading for comparison purposes among all IPEDS reporting institutions.

Instructional Activity

	2024-25 total activity	Prior year data
Undergraduate level:		
<u>Credit hour activity</u>	89,397	90,990
Graduate level:		
<u>Credit hour activity</u>	4,483	2,724


Full-Time Equivalent (FTE) of Students

Calendar system (as reported on the prior year IC survey component):	Semester		
--	----------	--	--

If the IPEDS calculated FTE estimates below are not reasonable, **AND** you have reported the correct instructional activity hours above, enter your best FTE estimate in the "Institution reported FTE" column below and save the page. This option should be used **ONLY** if the calculated estimate is not reasonable for your institution and IPEDS comparisons.

Please provide your best estimate of undergraduate and graduate FTE for the 12-month reporting period **only if the calculated FTE estimate below is not reasonable for IPEDS comparison purposes**. Please provide an explanation in the context box if the option is used due to Coronavirus Pandemic.

	Calculated FTE 2024-25		Institution reported FTE 2024-25	Prior year FTE 2023-24
Undergraduate student FTE	2,980		2,980	3,033
Graduate student FTE	187	<input checked="" type="checkbox"/>	187	114
Total FTE students	3,167		3,167	3,147

 Context notes will be posted on the College Navigator website. Therefore, you should write all context notes using proper grammar (e.g., complete sentences with punctuation) and common language that can be easily understood by students and parents (e.g., spell out acronyms).

Part C – Unduplicated Count of Dual Enrolled Students

12-month Unduplicated Count of Dual Enrolled Students

July 1, 2024 – June 30, 2025

Reporting Reminders:

- The number of high school students enrolled in college courses for credit was reported in Part A as part of the non-degree/non-certificate-seeking unduplicated enrollment.
 - The number of high school students enrolled in college courses for credit reported in Part C will have some duplication with the non-degree/non-certificate-seeking enrollment students reported in Part A.
 - The number of high school students enrolled in college courses for credit reported in Part C should be less than the number of non-degree/non-certificate-seeking students reported in Part A unless all these students at your institution are high school students enrolled in college courses for credit.
- Report Hispanic/Latino individuals of any race as Hispanic/Latino
- Report race for non-Hispanic/Latino individuals only

In Part A, your institution reported the following number of students in the non-degree/non-certificate-seeking unduplicated headcount.	1,201
---	-------

	High school students enrolled in college courses for credit		
	Male	Female	Total
<u>U.S. Nonresident</u>	<div>0</div>	<div>0</div>	0
<u>Hispanic/Latino</u>	<div>27</div>	<div>73</div>	100
<u>American Indian or Alaska Native</u>	<div>6</div>	<div>12</div>	18
<u>Asian</u>	<div>17</div>	<div>18</div>	35
<u>Black or African American</u>	<div>15</div>	<div>25</div>	40
<u>Native Hawaiian or Other Pacific Islander</u>	<div>0</div>	<div>1</div>	1
<u>White</u>	<div>260</div>	<div>379</div>	639
Two or more races	<div>13</div>	<div>15</div>	28
<u>Race and ethnicity unknown</u>	<div>57</div>	<div>112</div>	<div><input checked="" type="checkbox"/></div> 169
Total	395	635	1,030
Total prior year	357	587	944

Prepared by

Prepared by

Reporting Reminders:

- The name of the preparer is being collected so that we can follow up with the appropriate person in the event that there are questions concerning the data.
- The Keyholder will be copied on all email correspondence to other preparers.
- The time it took to prepare this component is being collected so that we can continue to improve our estimate of the reporting burden associated with IPEDS.
- Please include in your estimate the time it took for you to review instructions, query and search data sources, complete and review the component, and submit the data through the Data Collection System.
- Thank you for your assistance.

This survey component was prepared by:			
<input type="radio"/>	Keyholder	<input type="radio"/>	SFA Contact
<input type="radio"/>	Finance Contact	<input checked="" type="radio"/>	Other
Name:		<input type="text" value="Alan Hass"/>	
Email:		<input type="text" value="Hass-A@mssu.edu"/>	

How many staff from your institution only were involved in the data collection and reporting process of this survey component?	
<input type="text" value="2.00"/>	Number of Staff (including yourself)

How many hours did you and others from your institution only spend on each of the steps below when responding to this survey component? <i>Exclude the hours spent collecting data for state and other reporting purposes.</i>				
Staff member	Collecting Data Needed	Revising Data to Match IPEDS Requirements	Entering Data	Revising and Locking Data
Your office	<input type="text"/> hours	<input type="text" value="2.00"/> hours	<input type="text" value="2.00"/> hours	<input type="text" value="1.00"/> hours
Other offices	<input type="text"/> hours	<input type="text"/> hours	<input type="text"/> hours	<input type="text"/> hours

Summary

12-Month Enrollment Component Summary

The purpose of this summary is to provide you an opportunity to view some of the data that, when accepted through the IPEDS quality control process, will appear on the [College Navigator](#) website and/or your institution's Data Feedback Report (DFR). In addition, all data reported in IPEDS survey components become publicly available through the [IPEDS Use the Data](#) and appear as aggregated statistics in various Department of Education reports. [College Navigator](#) is updated approximately three months after the data collection period closes and DFRs will be available through the [IPEDS Use the Data](#).

Please review your data for accuracy. If you have questions about the data displayed below or after reviewing the data reported on the survey screens, please contact the IPEDS Help Desk at: 1-877-225-2568 or ipedshelp@rti.org.

12-Month Unduplicated Headcount and Full-Time Equivalent Students		
Total 12-month unduplicated headcount enrollment		5,090
	Undergraduate student unduplicated headcount enrollment	4,778
	Graduate student unduplicated headcount enrollment	312
Total 12-month full-time equivalent (FTE) student enrollment		3,167
	Undergraduate student FTE enrollment	2,980
	Graduate student FTE enrollment	187
	Doctor's-professional practice FTE enrollment	

Total 12-month Undergraduate Student Characteristics		
Percent of undergraduate students who are female		61 %
Percent of undergraduate students who are full-time		60 %
Percent of undergraduate students who are enrolled exclusively in distance education courses		19 %
Percent of undergraduate students by U.S. resident status and race/ethnicity: Note: Race/ethnicity is not collected for U.S. Nonresidents.		
U.S. Resident		95 %
	American Indian or Alaska Native	4 %
	Asian	3 %
	Black or African American	7 %
	Hispanic/Latino	10 %
	Native Hawaiian or Pacific Islander	0 %
	White	63 %
	Two or More Races	2 %
	Race and ethnicity unknown	6 %
U .S. Nonresident		5 %

Total 12-month Graduate Student Characteristics		
Percent of graduate students who are female		75 %
Percent of graduate students who are full-time		18 %
Percent of graduate students who are enrolled exclusively in distance education courses		46 %
Percent of graduate students by U.S. resident status and race/ethnicity: Note: Race/ethnicity is not collected for U.S. Nonresidents.		
U.S. Resident		98 %
	American Indian or Alaska Native	3 %
	Asian	2 %
	Black or African American	4 %
	Hispanic/Latino	4 %
	Native Hawaiian or Pacific Islander	0 %

	White	70 %
	Two or More Races	2 %
	Race and ethnicity unknown	13 %
U .S. Nonresident		2 %

Edit Report

12-month Enrollment

Source	Description	Severity	Resolved	Options
Global Edits				
Perform Edits	You reported (1) awards in Completions for graduate Asian Male, however you reported (0) graduate students for Asian Male in the 12-month enrollment survey. Please correct the affected survey component or contact the Help Desk. (Error #9829)	Fatal	Yes	
Reason	Overridden by administrator. The institution confirm, the student conferred their award during the Completions reporting period, but he finished his course work before the E12 reporting period. DR			
Screen: Part A - Unduplicated Count for Graduate Students				
Upload File	The 12-month unduplicated count of graduate students (312) is outside the expected range of between 147 and 273 when compared to the prior year value reported for this student level. Please correct your data or explain the change in enrollment. (Error #9308)	Explanation	Yes	
Reason	Missouri Southern State University is adding new graduate programs and thus there has been an increase in graduate student enrollment.			
Screen: Part B - Instructional Activity				
Perform Edits	The institution-reported FTE entered on the Part B – Instructional Activity screen is significantly different from the value reported in the prior year. Please correct your data or explain the reason for this variance, detailing the method used to calculate the entered FTE. (Error #9859)	Explanation	Yes	
Reason	Missouri Southern State University is adding new graduate programs and thus there has been an increase in graduate student enrollment and generated graduate credit hours that is reflected in graduate FTE.			
Related Screens	Instructional Activity			
Screen: Part C – Unduplicated Count of Dual Enrolled Students				
Screen Entry	The percentage of dual enrolled students (male + female) whose race and ethnicity are unknown is greater than expected. Please correct your data or explain. (Error #9382)	Explanation	Yes	
Reason	Per the U.S. Department of Education's "Final Guidance on Maintaining, Collecting, and Reporting Racial and Ethnic Data to the U.S. Department of Education" 72 FR59,266 (Oct. 19, 2007) individuals are not required to self-identify their race or ethnicity. Missouri Southern State University asks the two-part question for collecting racial and ethnic data, but the questions are optional.			