



# Update Contacts


## Dr. Wendy McGrane

**Completed Date:** 04/03/2024 03:35 PM

**Status:** Completed

**Legend:** New Draft Updated Deleted Incomplete

 **Contact Roles** **04/03/2024 03:34 PM**  **Completed**

**Contact Roles** **4/3/2024 3:34:00 PM**  **Completed**

\* Required

**Contact Role \***

Accreditation Liaison Officer  
(ALO)

**Prefix \***

Dr.

**First Name \***

Wendy

**Middle Name**

-

**Last Name \***

McGrane

**Suffix**

-

**Title \***

Associate Vice President for  
Academic Affairs / Vice  
Provost

**Phone \***

(417) 625-9801

**Institutional Email Address \***

mcgrane-w@mssu.edu

**Start Date \***

07/07/2015

**End Date (if applicable)**

-

**Contact Role \***

Chief Executive Officer  
(CEO)

**Prefix \***

Dr.

**First Name \***

Dean

**Middle Name**

-

**Last Name \***

Van Galen

**Suffix**

-

**Title \***

President

**Phone \***

(417) 625-9501

**Institutional Email Address \***

vangalen-d@mssu.edu

**Start Date \***

07/08/2020

**End Date (if applicable)**

-

**Contact Role \***

Chief Financial Officer  
(CFO)

**Prefix \***

Ms.

**First Name \***

Linda

**Middle Name**

-

**Last Name \***

Eis

**Suffix**

-

**Title \***

Chief Financial Offier

**Phone \***

417.659.3797

**Institutional Email Address \***

eis-l@mssu.edu

**Start Date \***

07/01/2022

**End Date (if applicable)**

-

**Contact Role \***

Data Update Coordinator

**Prefix \***

Ms.

**First Name \***

Betsy

**Middle Name**

-

**Last Name \***

Wood

**Suffix**

-

**Title \***

Interim Director of  
Institutional Effectiveness

**Phone \***

417-659-4379

**Institutional Email Address \***

wood-b@mssu.edu

**Start Date \***

11/01/2022

**End Date (if applicable)**

-

**Contact Role \***

Chief Academic Officer  
(CAO)

**Prefix \***

Dr.

**First Name \***

Lisa

**Middle Name**

-

**Last Name \***

Toms

**Suffix**

-

**Title \***

Provost/VPAA

**Phone \***

(660) 543-8059

**Institutional Email Address \***

toms-l@mssu.edu

**Start Date \***

02/15/2022

**End Date (if applicable)**

-

**Contact Role \***

Assurance System  
Coordinator

**Prefix \***

Dr.

**First Name \***

Wendy

**Middle Name**

-

**Last Name \***

McGrane

**Suffix**

-

**Title \***

Assoc. VPAA

**Phone \***

(417) 625-9801

**Institutional Email Address \***

mcgrane-w@mssu.edu

**Start Date \***

07/14/2015

**End Date (if applicable)**

-

** Confirmation of  
Authorization**

**04/03/2024 03:35 PM**

** Completed**

**Confirmation**

**4/3/2024 3:35:00 PM**

** Completed**

**\* Required**

**I confirm that I am authorized to  
make these changes. \***

Yes

This survey has been completed. You cannot make further changes at the moment. If you would like to make additional changes please contact HLC.

## 2024 Institution Update: Financial Form

# Dr. Wendy McGrane

Completed Date: 04/03/2024 03:33 PM


Status: Completed

Legend: New Draft Updated Deleted Incomplete

 **Financial Information** 03/29/2024 10:25 AM ✔ Completed

**Financial Information** 3/29/2024 10:25:00 AM ✔ Completed

	2024	2023	2022	2021
<b>Ending month of fiscal year</b>	June	June	June	June
<b>Last completed audit year</b>	2023	2022	2021	2020
<b>Did you receive your last completed audit within 6 months of the close of your fiscal year?</b>	Yes	Yes	Yes	Yes
<b>Was your most recent financial audit UNQUALIFIED?</b>	Yes	Yes	Yes	Yes
<b>Did your most recent audit report include a going concern disclosure in the opinion or footnotes?</b>	No	No	No	No

 **Public CFI - Excluding GASB** 03/29/2024 10:29 AM ✔ Completed

**Public CFI - Excluding GASB** 3/29/2024 10:29:00 AM ✔ Completed



	<b>2024</b>	<b>2023</b>	<b>2022</b>	<b>2021</b>
<b>Institution unrestricted net assets</b>	\$20,221,729.00	\$20,146,218.00	\$19,818,294.00	\$9,667,238.00
<b>Institution expendable restricted net assets</b>	\$312,303.00	\$350,846.00	\$353,118.00	\$360,824.00
<b>Component Unit (C.U.) unrestricted net assets</b>	\$2,489,871.00	\$2,368,495.00	\$4,137,660.00	\$2,553,693.00
<b>C.U. temporarily restricted net assets</b>	\$21,180,672.00	\$17,934,770.00	\$21,180,485.00	\$16,884,035.00
<b>C.U. net investment in plant</b>	\$0.00	\$0.00	\$0.00	\$0.00
<b>Numerator total</b>	\$44,204,575.00	\$40,800,329.00	\$45,489,557.00	\$29,465,790.00
<b>Institution operating expenses</b>	\$68,084,334.00	\$77,871,239.00	\$71,524,548.00	\$72,949,162.00
<b>Institution nonoperating expenses</b>	\$2,332,661.00	\$2,380,559.00	\$1,985,966.00	\$2,289,169.00
<b>C.U. total expenses</b>	\$4,567,267.00	\$4,627,774.00	\$3,261,464.00	\$3,409,723.00
<b>Denominator total</b>	\$74,984,262.00	\$84,879,572.00	\$76,771,978.00	\$78,648,054.00
<b>Primary reserve ratio</b>	0.59	0.48	0.59	0.37
<b>Primary reserve strength</b>	4.43	3.61	4.44	2.82
<b>Primary reserve weight</b>	0.35	0.35	0.35	0.35
<b>Primary reserve CFI</b>	1.55	1.26	1.55	0.99

<b>Institution operating income (loss)</b>	(\$43,123,499.00)	(\$52,128,869.00)	(\$42,772,952.00)	(\$44,170,116.00)
<b>Institution net nonoperating revenues</b>	\$40,193,649.00	\$50,096,214.00	\$48,241,936.00	\$37,660,921.00
<b>C.U. change in unrestricted net assets</b>	(\$492,950.00)	(\$758,698.00)	\$1,583,967.00	\$1,323,326.00
<b>Numerator total</b>	(\$3,422,800.00)	(\$2,791,353.00)	\$7,052,951.00	(\$5,185,869.00)
<b>Institution operating revenues</b>	\$24,960,835.00	\$25,742,370.00	\$28,751,596.00	\$28,779,046.00
<b>Institution nonoperating revenues</b>	\$42,526,310.00	\$52,476,773.00	\$50,227,902.00	\$39,950,090.00
<b>C.U. total unrestricted revenues</b>	\$4,074,317.00	\$3,869,076.00	\$4,845,431.00	\$4,733,049.00
<b>Denominator total</b>	\$71,561,462.00	\$82,088,219.00	\$83,824,929.00	\$73,462,185.00
<b>Net operating revenue ratio</b>	-0.05	-0.03	0.08	-0.07
<b>Net operating revenue strength</b>	-3.68	-2.62	6.15	-4.00
<b>Net operating revenue weight</b>	0.10	0.10	0.10	0.10
<b>Net operating revenue CFI</b>	-0.37	-0.26	0.62	-0.40
<b>Change in net assets plus C.U. change in net assets</b>	\$6,689,881.00	(\$9,205,713.00)	\$17,169,149.00	(\$4,328,887.00)

<b>Total net assets plus C.U. total net assets (beginning of year).</b>	\$150,738,132.00	\$160,214,970.00	\$143,115,649.00	\$146,952,675.00	
<b>Return on net assets ratio</b>	0.04	-0.06	0.12	-0.03	
<b>Return on net assets strength</b>	2.22	-2.87	6.00	-1.47	
<b>Return on net assets weight</b>	0.20	0.20	0.20	0.20	
<b>Return on net assets CFI</b>	0.44	-0.57	1.20	-0.29	
<b>Numerator – expendable net assets (from Primary Reserve Numerator)</b>	\$44,204,575.00	\$40,800,329.00	\$45,489,557.00	\$29,465,790.00	
<b>Institution long-term debt (total project-related debt)</b>	\$61,819,536.00	\$63,465,736.00	\$63,201,043.00	\$57,773,820.00	
<b>C.U. long-term debt (total project-related debt)</b>	\$0.00	\$0.00	\$0.00	\$0.00	
<b>Denominator – total long-term + C.U. debt (total project related debt)</b>	\$61,819,536.00	\$63,465,736.00	\$63,201,043.00	\$57,773,820.00	
<b>Viability ratio</b>	0.72	0.64	0.72	0.51	
<b>Viability strength</b>	1.71	1.54	1.73	1.22	
<b>Viability weight</b>	0.35	0.35	0.35	0.35	

<b>Viability CFI (p. 115)</b>	0.60	0.54	0.61	0.43
<b>Total Composite Financial Indicator Score</b>	2.23	0.97	3.98	0.73
<b>Comments</b>				

 **Public CFI - Audited Financials (Including GASB)**

**03/29/2024 10:32 AM**

 **Completed**

**Public CFI - Audited Financials (Including GASB)**

**3/29/2024 10:32:00 AM**

 **Completed**

	<b>2024</b>	<b>2023</b>	<b>2022</b>	<b>2021</b>
<b>Institution unrestricted net assets</b>	(\$37,016,235.00)	(\$36,164,920.00)	(\$37,245,549.00)	(\$43,028,266.00)
<b>Institution expendable restricted net assets</b>	\$312,303.00	\$350,846.00	\$353,118.00	\$360,824.00
<b>Component Unit (C.U.) unrestricted net assets</b>	\$2,489,871.00	\$2,368,495.00	\$4,137,660.00	\$2,553,693.00
<b>C.U. temporarily restricted net assets</b>	\$21,180,672.00	\$17,934,770.00	\$21,180,485.00	\$16,884,035.00
<b>C.U. net investment in plant</b>	\$0.00	\$0.00	\$0.00	\$0.00
<b>Numerator total</b>	(\$13,033,389.00)	(\$15,510,809.00)	(\$11,574,286.00)	(\$23,229,714.00)
<b>Institution operating expenses</b>	\$69,011,157.00	\$77,118,534.00	\$75,892,888.00	\$79,848,804.00

<b>Institution nonoperating expenses</b>	\$2,332,661.00	\$2,380,559.00	\$1,985,966.00	\$2,289,169.00
<b>C.U. total expenses</b>	\$4,567,267.00	\$4,627,774.00	\$3,261,464.00	\$3,409,723.00
<b>Denominator total</b>	\$75,911,085.00	\$84,126,867.00	\$81,140,318.00	\$85,547,696.00
<b>Primary reserve ratio</b>	-0.17	-0.18	-0.14	-0.27
<b>Primary reserve strength</b>	-1.29	-1.39	-1.05	-2.04
<b>Primary reserve weight</b>	0.35	0.35	0.35	0.35
<b>Primary reserve CFI</b>	-0.45	-0.49	-0.37	-0.71
<b>Institution operating income (loss)</b>	(\$44,050,322.00)	(\$51,376,164.00)	(\$47,141,292.00)	(\$51,069,758.00)
<b>Institution net nonoperating revenues</b>	\$40,193,649.00	\$50,096,214.00	\$48,241,936.00	\$37,660,921.00
<b>C.U. change in unrestricted net assets</b>	(\$492,950.00)	(\$758,698.00)	\$1,583,967.00	\$1,323,326.00
<b>Numerator total</b>	(\$4,349,623.00)	(\$2,038,648.00)	\$2,684,611.00	(\$12,085,511.00)
<b>Institution operating revenues</b>	\$24,960,835.00	\$25,742,370.00	\$28,751,596.00	\$28,779,046.00
<b>Institution nonoperating revenues</b>	\$42,526,310.00	\$52,476,773.00	\$50,227,902.00	\$39,950,090.00
<b>C.U. total unrestricted revenues</b>	\$4,074,317.00	\$3,869,076.00	\$4,845,431.00	\$4,733,049.00
<b>Denominator total</b>	\$71,561,462.00	\$82,088,219.00	\$83,824,929.00	\$73,462,185.00

<b>Net operating revenue ratio</b>	-0.06	-0.02	0.03	-0.16
<b>Net operating revenue strength</b>	-4.00	-1.91	2.31	-4.00
<b>Net operating revenue weight</b>	0.10	0.10	0.10	0.10
<b>Net operating revenue CFI</b>	-0.40	-0.19	0.23	-0.40
<b>Change in net assets plus C.U. change in net assets</b>	\$5,763,058.00	(\$8,453,008.00)	\$12,800,809.00	(\$11,228,529.00)
<b>Total net assets plus C.U. total net assets (beginning of year).</b>	\$94,426,991.00	\$103,151,126.00	\$90,420,145.00	\$101,156,813.00
<b>Return on net assets ratio</b>	0.06	-0.08	0.14	-0.11
<b>Return on net assets strength</b>	3.05	-4.00	7.00	-4.00
<b>Return on net assets weight</b>	0.20	0.20	0.20	0.20
<b>Return on net assets CFI</b>	0.61	-0.80	1.40	-0.80
<b>Numerator – expendable net assets (from Primary Reserve Numerator)</b>	(\$13,033,389.00)	(\$15,510,809.00)	(\$11,574,286.00)	(\$23,229,714.00)

<b>Institution long-term debt (total project-related debt)</b>	\$61,819,536.00	\$63,465,736.00	\$63,201,043.00	\$57,773,820.00
<b>C.U. long-term debt (total project-related debt)</b>	\$0.00	\$0.00	\$0.00	\$0.00
<b>Denominator – total long-term + C.U. debt (total project related debt)</b>	\$61,819,536.00	\$63,465,736.00	\$63,201,043.00	\$57,773,820.00
<b>Viability ratio</b>	-0.21	-0.24	-0.18	-0.40
<b>Viability strength</b>	-0.51	-0.59	-0.43	-0.96
<b>Viability weight</b>	0.35	0.35	0.35	0.35
<b>Viability CFI (p. 115)</b>	-0.18	-0.21	-0.15	-0.34
<b>Total Composite Financial Indicator Score</b>	-0.42	-1.68	1.11	-2.25
<b>Comments</b>				

Final Verification

04/03/2024 09:02 AM

Completed

Final Verification

4/3/2024 9:02:00 AM

Completed

\* Required

I verify that the reported information is accurate and has been verified by the Accreditation Liaison Officer. \*

Yes

I verify that the reported information is accurate and has been verified by the Chief Financial Officer. \*

Yes

This survey has been completed. You cannot make further changes at the moment. If you would like to make additional changes please contact HLC.

## 2024 Institutional Update: Non-financial Form

# Dr. Wendy McGrane

**Completed Date:** 04/03/2024 03:33 PM

**Status:** Completed

**Legend:** New Draft Updated Deleted Incomplete

**i** Institution Information **02/27/2024 09:50 AM**  **Completed**

**Institution Information** **2/27/2024 9:50:00 AM**  **Completed**

\* Required

Name \* 

Missouri Southern State  
University

**Mailing Address 1**  
3950 E. Newman Rd.

**Mailing Address 2**

**City**  
Joplin

**State**  
Missouri

**Postal Code**  
64801-1595

**Country**  
United States

**Main Phone Number \***  
(417) 625-9300

**Fax \***  
(417) 625-9781

**Website \***  
<http://www.mssu.edu>

**Mark of Accreditation Status  
Webpage**  
<https://www.mssu.edu/academics/academic-affairs/accreditation.php>

**Is the institution incorporated? \***  
No

**State of Incorporation**



What is the enabling or authorizing legislation for the institution? \*

Superordinate entity \*  
Not Applicable

2003-Missouri Senate Bill 55 renamed our institution as Missouri Southern State University-Joplin 2005-Missouri Senate Bill 98 changed the name to Missouri Southern State University



### Contact Roles

04/03/2024 08:42 AM

✔ Completed

#### Contact Roles

4/3/2024 8:42:00 AM

✔ Completed

\* Required

I have reviewed the list of contact roles and made any necessary changes in the Contact Update Survey. \*

Yes



### Federal Compliance

04/03/2024 08:45 AM

✔ Completed

#### Accrediting Agencies Reported to HLC

4/3/2024 8:45:00 AM

✔ Completed

\* Required

Accreditor

Commission on Accreditation of Allied Health Education Programs

Program

Emergency Medical Services - Paramedic

Status

Good Standing

Status Reason

-

Effective Start Date

01/16/2019

Effective End Date

-

Action Letter

-

<b>Accreditor</b> National Association of Schools of Music	<b>Program</b> -	<b>Status</b> Good Standing
	<b>Status Reason</b> -	<b>Effective Start Date</b> 12/18/2020
<b>Effective End Date</b> -	<b>Action Letter</b> -	
<b>Accreditor</b> Joint Review Committee on Education in Radiologic Technology	<b>Program</b> Radiography Program	<b>Status</b> Good Standing
	<b>Status Reason</b> -	<b>Effective Start Date</b> 08/24/2021
<b>Effective End Date</b> -	<b>Action Letter</b> -	
<b>Accreditor</b> Accreditation Commission for Education in Nursing	<b>Program</b> Baccalaureate Nursing Program	<b>Status</b> Good Standing
		<b>Status Reason</b> -
<b>Effective Start Date</b> 09/01/2022	<b>Effective End Date</b> -	<b>Action Letter</b> -

**Federal Compliance**

**4/3/2024 8:45:00 AM**

**✔ Completed**

**\* Required**

**I have reviewed the list of  
accrediting agencies provided and  
made any necessary changes \***

Yes

**Academic Term \***

- Semester

Does the institution have a formal student refund policy? \*

Yes

Does the institution report any degree program, certificate or other academic program to the U.S. Department of Education in clock hours for Title IV purposes? \*

No

If Yes, how many academic programs are reported in clock hours?

Enter the percentage of first-time, full-time students receiving Pell Grants. \*

46

Student Achievement URL \*

<https://www.mssu.edu/academics/institutional-effectiveness/consumer-information.php>



Head Counts

03/18/2024 01:39 PM

✔ Completed

Student Head Count by Level

3/18/2024 1:39:00 PM

✔ Completed

	2024	2023
Full-time Undergraduate Head Count	2594	2571
Part-time Undergraduate Head Count	1336	1481
Full-time Graduate Head Count	31	22
Part-time Graduate Head Count	129	70

Student Head Count by Category

3/18/2024 1:28:00 PM

✔ Completed

	2024	2023
<b>Certificate-Seeking Undergraduate</b>	52	45
<b>Degree-Seeking Undergraduate</b>	3049	3200
<b>Post-baccalaureate Certificate-Seeking</b>	2	1
<b>Post-baccalaureate Degree-Seeking</b>	138	91
<b>Non-degree-seeking</b>	849	807

### Institutional Head Count

3/18/2024 1:34:00 PM

✔ Completed

	2024	2023
<b>Full-time Faculty</b>	139	134
<b>Part-time Faculty</b>	130	153
<b>Full-time Administration</b>	155	143
<b>Part-time Administration</b>	14	17
<b>Full-time Staff</b>	117	122
<b>Part-time Staff</b>	23	22
<b>Student-to-Faculty Ratio</b>	16	17.00

### Dual Credit

3/18/2024 1:38:00 PM

✔ Completed

	2024	2023
<b>Total Dual Credit Student Head Count</b>	729	733
<b>How many dual credits awarded in the academic year 2023-24?</b>	6412	5734

Certificates Awarded

3/18/2024 2:00:00 PM

 Completed

	2024	2023
<b>Total Certificates Awarded</b>	289	312
<b>Graduate Certificates Awarded</b>	0	2
<b>Undergraduate Certificates Awarded</b>	289	310
<b>Of the undergraduate certificates listed above, how many are NOT part of an existing degree program?</b>	57	24

Degrees Awarded

3/18/2024 2:01:00 PM

 Completed

	2024	2023
<b>Associate's Degrees Awarded</b>	97	133
<b>Bachelor's Degrees Awarded</b>	715	800
<b>Master's Degrees Awarded</b>	35	56
<b>Specialist Degrees Awarded</b>	0	0
<b>Doctoral Degrees Awarded</b>	0	0



Certificate and Degree Programs Offered

4/1/2024 10:00:00 AM

 Completed

	2024	2023
<b>Total number Credit-Bearing Certificates offered</b>	95	100
<b>Associate's Degree Programs offered</b>	6	6

<b>Bachelor's Degree Programs offered</b>	49	56
<b>Master's Degree Programs offered</b>	9	6
<b>Specialist Degree Programs offered</b>	0	0
<b>Doctoral Degree Programs offered</b>	0	0

 **Branch Campuses and Additional Locations** 04/03/2024 08:42 AM  **Completed**

**Branch Campuses** 4/3/2024 8:42:00 AM  **Completed**

\* Required

I have reviewed the list of branch campuses provided and made any necessary changes in the Location and Campus Update or through HLC's substantive change process.

\*

Yes



**Additional Locations** 4/3/2024 8:41:00 AM  **Completed**

\* Required

I have reviewed the list of additional locations provided and made any necessary changes in the Location and Campus Update or through HLC's substantive change process.

\*

Yes

 **Contractual Arrangements** 04/03/2024 08:43 AM  **Completed**

**Contractual Arrangements** 4/3/2024 8:43:00 AM  **Completed**

No records found.

**Verification**

**4/3/2024 8:43:00 AM**

**✔ Completed**

**\* Required**

**I have reviewed the list of contractual arrangements provided and made any necessary changes using HLC's substantive change process. \***

Yes

**Final Verification**

**04/03/2024 08:48 AM**

**✔ Completed**

**Final Verification**

**4/3/2024 8:48:00 AM**

**✔ Completed**

**\* Required**

**I verify that the reported information is accurate and has been verified by the Accreditation Liaison Officer. \***

Yes