

MEN'S BASKETBALL RECORDS



Greg Garton

INDIVIDUAL RECORDS

Points

Game: 49, Carl Tyler vs. Missouri Western, 1-13-84

Season: 693, Chris Tuggle, 1986-87

Career: 2,140, Greg Garton, 1982-86

Scoring Average

Season: 24.5, Greg Garton, 1984-85 (687 in 28 games)

Career: 20.9, Terrance Sisson, 1993-95 (980 in 47 games)

Field Goals Made

Game: 19, Carl Tyler vs. Missouri Western, 1-13-84

Season: 280, Roland Martin, 1977-78

Career: 806, Carl Tyler, 1980-84

Field Goal Attempts

Season: 563, Carl Tyler, 1983-84

Career: 1,656, Carl Tyler, 1980-84

Field Goal Percentage

Game (Min. 10 Made): 1.000, Matt Olson vs. Avila, 12-6-97 (12-for-12)

Season: .630, Matt Olson, 1997-98 (110-for-238)

Career: .590, Terrance Sisson, 1993-95 (361-for-612)

Three-Point Field Goals Made

Game: 8, Dirk Price vs. Emporia State, 1-22-94 & Ameer Watts vs. St. Gregory's, 12-6-03

Game, Opposing Player: 10, Eddie Jackson, Pittsburg State, 2-23-05 (at MSSU)

Season: 76, Brad Jackson, 1988-89

Career: 178, Keith Allen, 1989-93

Three-Point Field Goals Made/Game

Season: 2.9, Brad Jackson, 1988-89 (76 in 26 games)

Career: 2.2, Brad Jackson, 1988-90 (117 in 53 games)

Consec. Games with a Three-Pointer

Season: 27, Keith Allen, 1990-91 (first 27 games of season; also career record)

Three-Point Field Goal Attempts

Game: 14, Dirk Price vs. Emporia State, 1-22-94

Game, Opposing Player: 18, Eddie Jackson, Pittsburg State, 2-23-05 (at MSSU)

Season: 195, Demarko McCullough, 1992-93

Career: 502, Keith Allen, 1989-93

Three-Point Field Goal Percentage

Game (Min. 4 Made): 1.000, Allan Brown vs. Truman (5-for-5), 2-15-97

Game, Opposing Player: 1.000, Kita Jones, Lincoln, 11-24-87 (at LU) & Jeff Doyle, Southern Indiana, 12-19-93 (at USI) [both 4-for-4]

Season: .471, Caleb Engelken, 2002-03 (32-for-68)

Career: .407, Dirk Price, 1992-94 (109-for-268)

Free Throws Made

Game: 20, Chris Tuggle vs. William Jewell, 3-3-87 (OT; 26 att.) [In Regulation: 19, Greg Garton vs. Arkansas Tech, 12-9-83]

Season: 176, Greg Garton, 1983-84

Career: 552, Greg Garton, 1982-86

Free Throw Attempts

Season: 255, Marvin Townsend, 1986-87

Career: 624, Greg Garton, 1982-86

Free Throw Percentage

Game (Min. 18 Made): 1.000, Russell Bland at Southwest Baptist, 11-23-76 (18-for-18)

Season: .907, Greg Garton, 1983-84 (176-for-194)

Career: .885, Greg Garton, 1982-86 (552-for-624)

Rebounds

Game: 27, Russell Bland at Southwest Baptist, 11-23-76

Season: 445, John Thomas, 1971-72

Career: 1,536, John Thomas, 1969-73

Rebound Average

Season: 16.2, John Thomas, 1970-71 (389 in 24 games)

Career: 13.7, John Thomas, 1969-73 (1,536 in 112 games)

Personal Fouls (Since 1977-78)

Season: 125, Roland Martin, 1977-78

Career: 365, Chris Tucker, 1990-94

Assists

Game: 15 Eddin Santiago vs. Northwest Missouri State, 1-29-00

Season: 232, Eddin Santiago, 1999-00

Career: 804, Eddin Santiago, 1998-02 (also MIAA career record)

Assist Average

Season: 7.64, Eddin Santiago, 2001-02 (214 in 28 games)

Career: 6.87, Eddin Santiago, 1998-02 (804 in 117 games) (also MIAA career record)

Turnovers (Since 1977-78)

Game (Since 84-85): 11, Quentin Edwards at West Texas A&M, 11-26-04

Season: 120, Antonio Taylor, 1987-88

Career: 305, Carl Tyler, 1980-84

Blocked Shots (Since 1984-85)

Game: 9, Chris Tucker at Pittsburg State, 2-5-94 (2OT)

Season: 55, James Ward, 1984-85

Career: 179, Chris Tucker, 1990-94

Steals (Since 1983-84)

Game: 10, Eddin Santiago vs. Missouri Western, 1-24-01 (also MIAA record)

Season: 114, Eddin Santiago, 2000-01 (also MIAA record)

Career: 383, Eddin Santiago, 1998-02 (also NCAA-II and MIAA career record)

Games Played

Season: 36, Shelvy Brown, Roland Martin & Scott Schulte, 1977-78

Career: 120, Carl Tyler, 1980-84

Games Started (Since 1977-78)

Season: 36, Shelvy Brown, Roland Martin & Scott Schulte, 1977-78

Career: 113, Eddin Santiago, 1998-02

TEAM RECORDS

Points

Game: 137 vs. Ozark Christian (36), 11-17-00

Game, Losing Effort: 109 vs. Central Oklahoma (116), 3-13-93

Game, Opponent: 122, Southwest Baptist, 2-21-91 (SBU won 122-77 at SBU)

Game, Combined Teams: 225; Missouri Southern 109, Central Oklahoma 116, 3-13-03 (@ UCO)

Season: 2,897, 1986-87

Fewest Points

Game: 39 at Tarkio (38), 12-20-69 (3OT)

Game, Winning Effort: 39 vs. Tarkio (38), 12-20-69 (3OT)

Game, Opponent: 34, Cardinal-Newman, 11-17-83 (Southern won 113-34)

Game, Combined Teams: 77, Southern-39, Tarkio-38, 12-20-69 (3OT, at Tarkio)

Season: 1,730, 1988-89

Season Scoring Average

Highest: 87.8, 1986-87 (2,897 pts. in 33 games)

Lowest: 66.1, 1987-88 (1,785 pts. in 27 games)

Highest Average Scoring Margin

Season: 11.7 (79.5 off, 67.8 def.), 2000-01

Field Goals Made

Game: 57 vs. Ozark Christian, 11-17-00

Season: 1,115, 1986-87

Fewest Field Goals Made

Game: 11 at Southwest Baptist, 2-3-98

Season: 665, 1988-89

Field Goal Attempts

Game: 95 vs. Northeastern State, 12-6-85

Season: 2,298, 1977-78

Fewest Field Goal Attempts

Game: 35 vs. Washburn, 2-27-93

Season: 1,505, 1988-89

Field Goal Percentage

Game: .695 vs. Southwestern Oklahoma (41-for-59) 11-14-86

Season: .506, 1980-81 (971-for-1,919)

Lowest Field-Goal Percentage

Game: .267 vs. Southwest Baptist (16-for-60) 1-9-89

Season: .386, 1975-76 (828 of 2,143)

Three-Point Field Goals Made

Game: 15 vs. St. Gregory's, 12-6-03

Game, Opponent: 17, Southwest Baptist, 1-19-08

Season: 232, 1992-93

Fewest Three-Point Field Goals Made

Season: 55, 1987-88


Three-Point Field Goals Made/ Game

Season: 7.5, 1992-93 (232 in 31 games)

Three-Point Attempts

Game: 33, vs. Ozark Christian, 1-15-97; at Truman, 1-16-93; vs. St. Gregory's, 12-6-03


Game, Opponent: 41, Northwestern



John Thomas



Eddin Santiago



Chris Tucker



Carl Tyler

MEN'S BASKETBALL RECORDS

Oklahoma, 11-30-02
Season: 660, 1992-93

Fewest Three-Point Attempts
Season: 181, 1987-88

Three-Point Percentage
Game: .750 at Missouri Western, 2-23-91 (6-for-8)
Game, Opponent: 1.000, Rockhurst, 11-20-86 (6-for-6, at Southern)
Season: .391, 1988-89 (104-for-266)

Lowest Three-Point Percentage
Season: .292, 1994-95 (141-for-483)

Free Throws Made
Game: 43 vs. Washburn, 2-27-93
Season: 599, 1977-78

Fewest Free Throws Made
Game: 0 vs. Missouri Western, 2-14-96
Season: 269, 1978-79

Free Throw Attempts
Game: 60 vs. Washburn, 2-27-93
Season: 838, 2004-05

Fewest Free Throw Attempts
Game: 2 vs. Missouri Western, 2-14-96
Season: 368, 1978-79

Free Throw Percentage
Game: 1.000 vs. Missouri Western, 2-11-99 & vs. Emporia State, 2-13-88 (both 18-for-18)
Season: .778, 1983-84 (432-for-555)

Lowest Free Throw Percentage
Game: .000 vs. Missouri Western (0-for-2), 2-14-96
Season: .604, 1972-73 (339-for-561)

Rebounds
Game: 65 vs. Missouri-Rolla, 2-12-92 and vs. Ozark Christian (11-17-00)
Season: 1,451, 1977-78


Fewest Rebounds
Game: 17 vs. Arkansas Tech, 11-30-91
Season: 879, 1987-88

Season Rebounding Average
Highest: 51.2, 1970-71 (1,228 reb. in 24 games)
Lowest: 31.6, 1978-79 (917 reb. in 29 games)

Most Personal Fouls (Since 1977-78)
Game: 34 vs. Southeast Missouri State, 2-7-90, OT
Season: 751, 1977-78

Fewest Personal Fouls (Since 1977-78)
Game: 9, twice, last vs. Missouri Western 12-30-05
Season: 485, 1997-98

Disqualifications (Since 1984-85)
Game: 4 vs. Emporia State, 1-18-86,



Kenny Simpson

at Harding, 12-5-87 & at Missouri-St. Louis, 1-23-93
Season: 24, 1984-85

Assists (Since 1977-78)
Game: 31 vs. Ozark Christian, 11-14-98
Season: 692, 1977-78

Turnovers (Since 1977-78)
Game: 33 vs. Washburn, 1-16-88
Season: 556, 2004-05

Blocked Shots (Since 1984-85)
Game: 12 at Pittsburg State, 2-5-94 (2OT)
Season: 110, 1991-92

Steals (Since 1983-84)
Game: 27, vs. Central Bible, 11-20-07
Season: 376, 1986-87

MISCELLANEOUS

Margin of Victory
Game: 101 vs. Ozark Christian, 11-17-00 (Southern won 137-36 at home)

Margin of Defeat
Game: 55 vs. SIU-Carbondale, 12-22-94 (SIU won 102-47 at SIU) [vs. NCAA-II Opp., 45 vs. Southwest Baptist, 2-21-91 (SBU won 122-77 at SBU)]

Wins
Season: 30, 1999-00 (30-3 record)
Conference: 16, 1999-00 (16-2 record)

Fewest Wins
Season: 4, 1988-89 (4-22 record)
Conference: 0, 1987-88 (0-14 record)

Losses
Season: 22, 1987-88 (5-22 record) & 1988-89 (4-22 record)
Conference: 14, 1987-88 (0-14 record)

Fewest Losses
Season: 3, 1999-2000 (30-3 record)
Conference: 1, 1977-78 (13-1 record)

Win-Loss Percentage
Season: .909, 1999-00 (30-3 record)
Conference: .928, 1977-78 (13-1 record)

Worst Win-Loss Percentage
Season: .154, 1988-89 (4-22 record)
Conference: .000, 1987-88 (0-14 record)

Home Wins
Season: 18, 1999-00 (18-0 record)
Conference: 9, 1999-00 (9-0 record)

Home Losses
Season: 11, 1988-89 (2-11 record)

Conference: 7, 1987-88 & 1988-89 (both 0-7 record)

Road Wins (Including Neutral Sites)
Season: 12, 1977-78 (12-8 record) and 1999-00 (12-3 record)
Conference: 7, 1999-00 (7-2 record)

Road Losses (Including Neutral Sites)
Season: 13, 1973-74 & 1984-85 (both 2-13 record)
Conference: 8, 1993-94 (0-8 record)

Consecutive Wins
Season & Overall: 15, 1999-00 (1-8-00 to 2-23-00)
Conference: 15, 1999-2000 (1-8-00 to 2-23-00)
Conference, Overall: 15, 1999-00 (1-8-00 to 2-23-00)

Consecutive Losses
Season, Overall: 16, 1988-89 (1-14-89 to 2-25-89)
Conference: 14, 1987-88 (all 14 games)
Conference, Overall: 27, 1987-89 (1-5-88 to 2-25-89)

Consecutive Wins to Start Season
Season: 9, 1999-00
Conference: 11, 1977-78 & 1980-81

Consecutive Losses to Start Season
Season: 1, several times, latest 1994-95
Conference: 14, 1987-88 (all 14 games)


Consecutive Home Wins
Season: 18, 1999-2000 (all 18 games)
Overall: 20, 2-20-99 to 11-17-00 (last game in Robert Ellis Young Gymnasium to first 19 games in Leggett & Platt Athletic Center)
Conference: 9, 1999-00 (all nine games)
Conference, Overall: 17, 2-20-99 to 2-10-01

Consecutive Home Losses
Season: 8, 1988-89 (1-17-89 to end of season)
Overall: 9, 1988-90 (1-17-89 to 12-12-89)
Conference: 7, 1987-88 & 1988-89 (all 7 games)
Conference, Overall: 14, 1987-89 (1-22-88 to 2-18-89)

Consecutive Road Losses (Including Neutral Sites)
Season: 13, 1984-85 (11-17-84 to 2-23-85)
Overall: 15, 1986-89 (3-11-87 to 11-29-88)
Conference: 8, 1993-94 (all 8 games)
Conference, Overall: 13, 1987-89 (1-5-88 to 2-25-89)

Overtime Games
Season: 4, 1982-83 (4-0 record), 1989-90 (3-1), 1994-95 (3-1), and 1995-96 (1-3)

Overtime Periods
Game: 3, at Tarkio, 12-20-69 (Southern won 39-38), at Rockhurst, 3-2-81 (Southern won 96-87), at Truman, 1-27-96 (Southern won 107-97)



Eddin Santiago